

TOUR OF THE BORDERS

SUPPORTED BY

fi'zi:k



A JOURNEY WEST

DISTANCE: 68KM

CLIMBING: 800M

DREVA

Distance: 3KM /

Height: 80M / Effort: 3/5

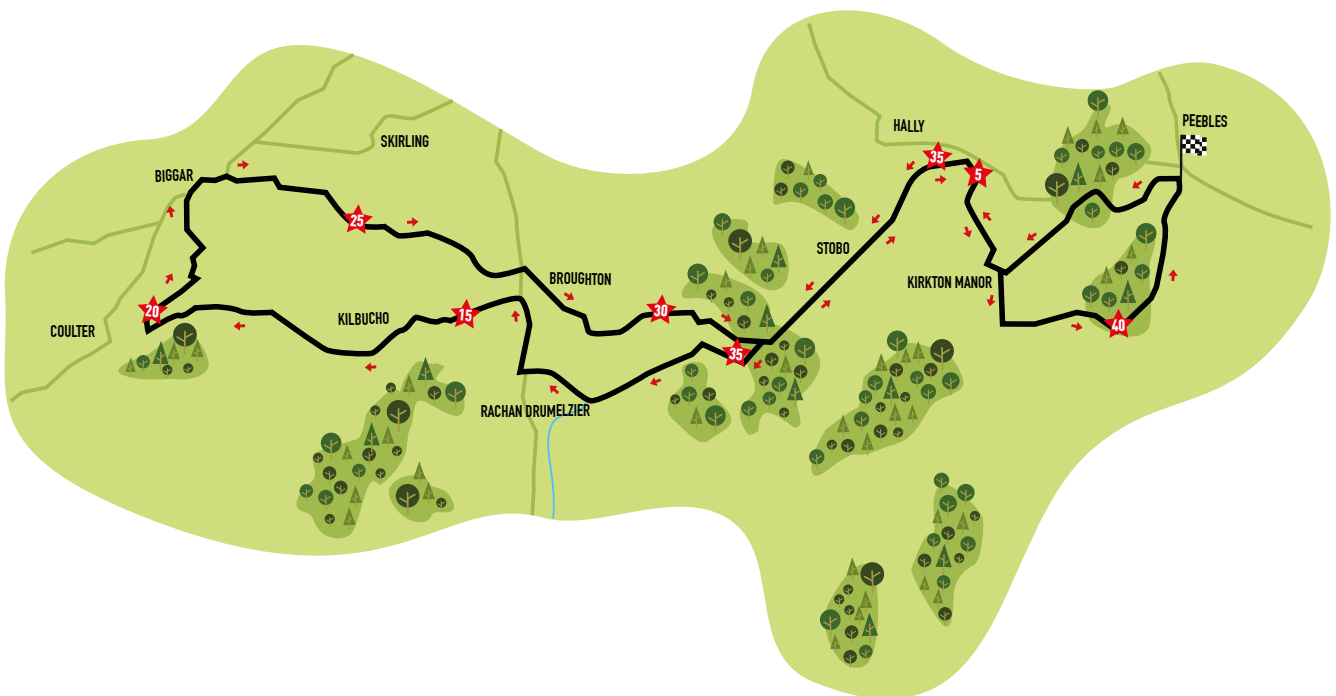
KILBUCHO

Distance: 4KM /

Height: 100M / Effort: 4/5


The third in our series of training rides increasing the climbing, the distance, and the history! There are three major Climbs, one as you leave Peebles, then Kilbucho and Dreva on the way home. Rest assured though, each one will reward you with lovely views and great riding. Get out there!

From Kingsmeadows car park head west taking the second left turn on to Caledonian Road before you reach the Tweed bridge. Follow this road until you reach the roundabout where you turn left and begin to climb up Ederston Road. Shortly after the houses on the right hand side end, turn right and continue to climb up Manor Sware, make sure and appreciate the views across Peebles and down the valley to the east. Once you get to the top make sure your eyes are back firmly focused forward. The descent here is steep, keep to a safe speed and be careful of the harsh speed bumps near the bottom.



MORE INFO AT TOUROTHEBORDERS.COM





TOUR O THE BORDERS

SUPPORTED BY

fi'zi:k




A JOURNEY WEST CONTINUED

STOPS ON THE ROUTE



Dawyck Botanic Garden:

One of the world's finest arboreta with an award winning visitor centre and café. Part of Edinburgh's Royal Botanic Garden.



Peebles: At the start of this ride, and Tour o the Borders, Peebles is a bustling market town set on the banks of the Tweed. It's a great place for a look around and you'll find plenty of choice for places to gather supplies.

After crossing the recently renovated Manor bridge turn left and head toward Kirkton Manor. Pass by the church on your left and follow the road as it turns to the right and begins to climb. Ignore the left turn returning to Peebles, you'll be going home that way later. At the top of the road turn right and continue climbing, eventually you reach the top and the road begins to descend. You'll pass a farm on the left before taking a hard right turn. Continue down the road to a T junction where you turn left. This short section is quite rough under tyre. Follow the bumpy road for a short while before taking the path on the left. Follow this across the bridge to Lyne Station.

Once you reach the road, take a left and, after about 1km, another left onto the B712 heading South-West. Although it's B road, this road can be busy and it's no stranger to busses and lorries. Keep you wits about while you ride for about 8km past Stobo, Dawyck and Drumelzier. Shortly after Drumelzier, the road turns right and heads downhill over River Tweed before you reach the A701.

Turn right here and travel into Broughton, turning left on to Kilbucho Road. After 2km turn left and start a gradual climb up Kilbucho Hill. When you get to the top, you're at the highest point of the ride! Once you start descending ignore the first right hand turn and continue on to the second (it might be worth having a good look at this bit on a map before you head out on the ride). Follow the road as it twists and turns to a t-junction, take a right, then a left on to Boghall Road. This road will lead you all the way into Biggar. When you arrive at a t junction turn right and travel through Biggar on the A72. You might want to take a moment to have a look around.

As you leave the shops behind, keep an eye out for a right hand turn, signposted "Broughton B7016". Take this turning and continue on this road for 7.5km back to Broughton. Turn right onto the A701, before almost immediately turning left onto Dreva Road. Climb back over Dreva and merge back onto the A72 heading north. Retrace your steps back to Peebles but take a right just before Kirkton Manor signposted "Peebles via Cademuir" and enjoy a last bit of wilderness as you follow this road all the way back into Peebles. Take a right at the high school, followed by a left, and you'll arrive back opposite the Carpark you began at.

Don't forget to keep checking the Tesco Bank Tour o the Borders website for the next in the series of rides.

MORE INFO AT TOUROTHEBORDERS.COM

